


Extra Activities

Math Pre First



Extra Activities

Math Pre First



Cut and paste the alligator symbols to the correct problem.

0

2

6

3

3

6

8


9

7

1

5




4




























Extra Activities

Math Pre First



WRITE ONE OF THE FOLLOWING SIGNS:   

<p>EXEMPLE</p>   	  
  	  
   	  
  	  

Extra Activities

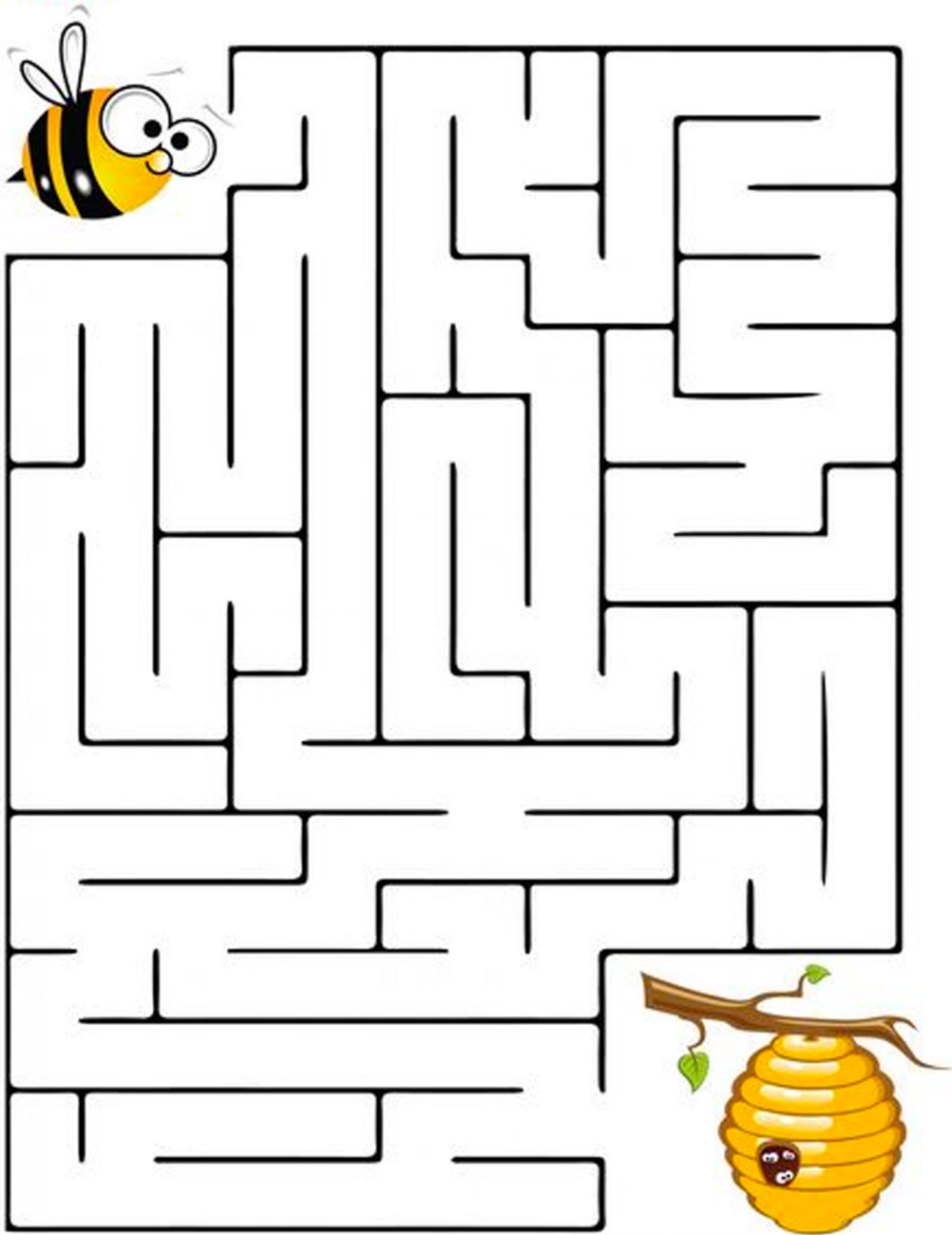
Math Pre First



$20 - 4 = \square$	$16 - 3 = \square$	$11 - 5 = \square$
$14 - 6 = \square$	$13 - 5 = \square$	$16 - 8 = \square$
$12 - 7 = \square$	$8 - 7 = \square$	$17 - 7 = \square$
$14 - 1 = \square$	$15 - 8 = \square$	$16 - 5 = \square$
$18 - 5 = \square$	$16 - 4 = \square$	$12 - 9 = \square$
$12 + 4 = \square$	$13 + 3 = \square$	$10 + 5 = \square$
$16 + 4 = \square$	$11 + 7 = \square$	$19 + 1 = \square$
$17 + 3 = \square$	$12 + 6 = \square$	$13 + 6 = \square$
$10 + 4 = \square$	$13 + 7 = \square$	$14 + 4 = \square$
$16 + 2 = \square$	$8 + 5 = \square$	$9 + 6 = \square$

Extra Activities













Math Pre First



Extra Activities

Math Pre First



 12:30	 7:00	 2:30	 1:30
 9:00	 6:30	 11:30	 1:00
 4:30	 3:00	 10:00	 10:00

Searching For Silver

Extra Activities

Math Pre First



Write the Time



:



:



:



:



:



:



:



:



:

Extra Activities

Math Pre First



Directions: Draw lines to match the analog clocks to the digital time.

Relating Time to the Hour



1:00
12:00
4:00
8:00
11:00
7:00
9:00
6:00
10:00
5:00



Extra Activities

Math Pre First



TELLING THE TIME O'CLOCK, HALF AND QUARTER

SHEET 3

Match the times. The first one is done for you.

	Quarter past 5	5:15
	3 o'clock	4:45
	Quarter to 5	3:00
	8 o'clock	10:30
	Half past 10	8:00



Extra Activities

Math Pre First



Write the hour and minute hands on the clock to match the time below.



2:00



5:00



7:00



12:00



1:30



3:30



9:30



8:30



11:00



10:00



4:00



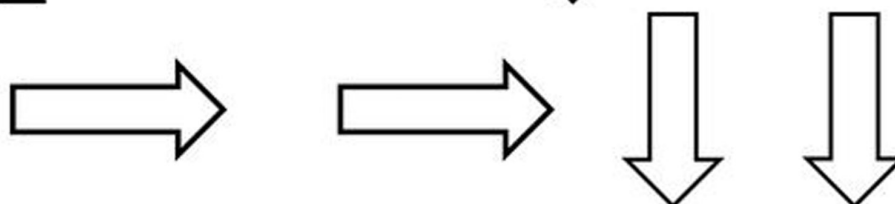
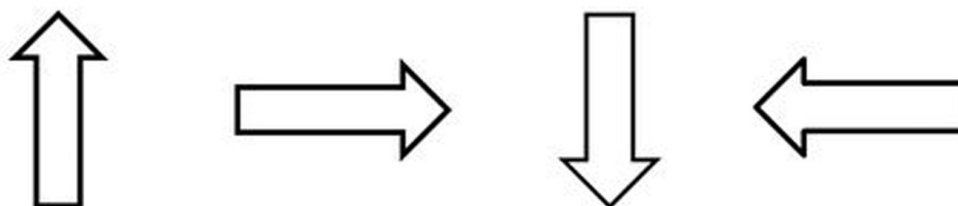
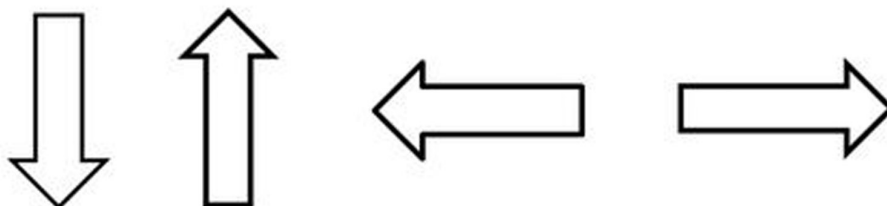
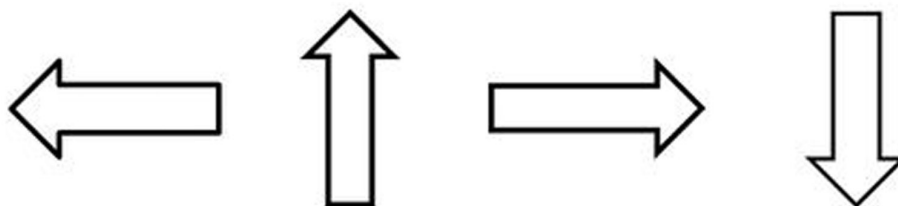
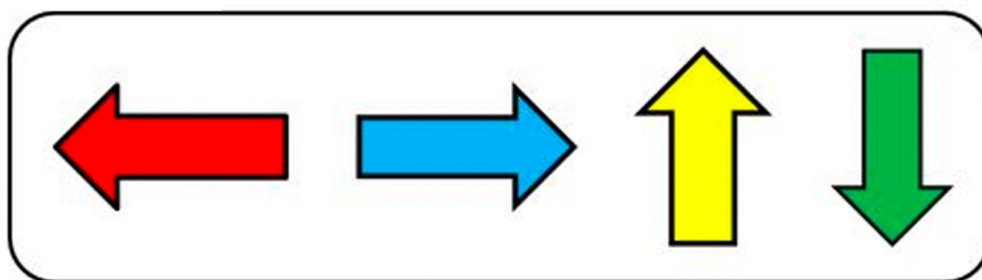
6:00

Extra Activities

Math Pre First



Colored arrows



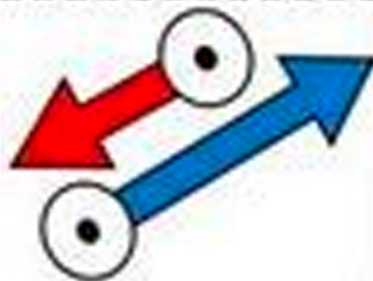
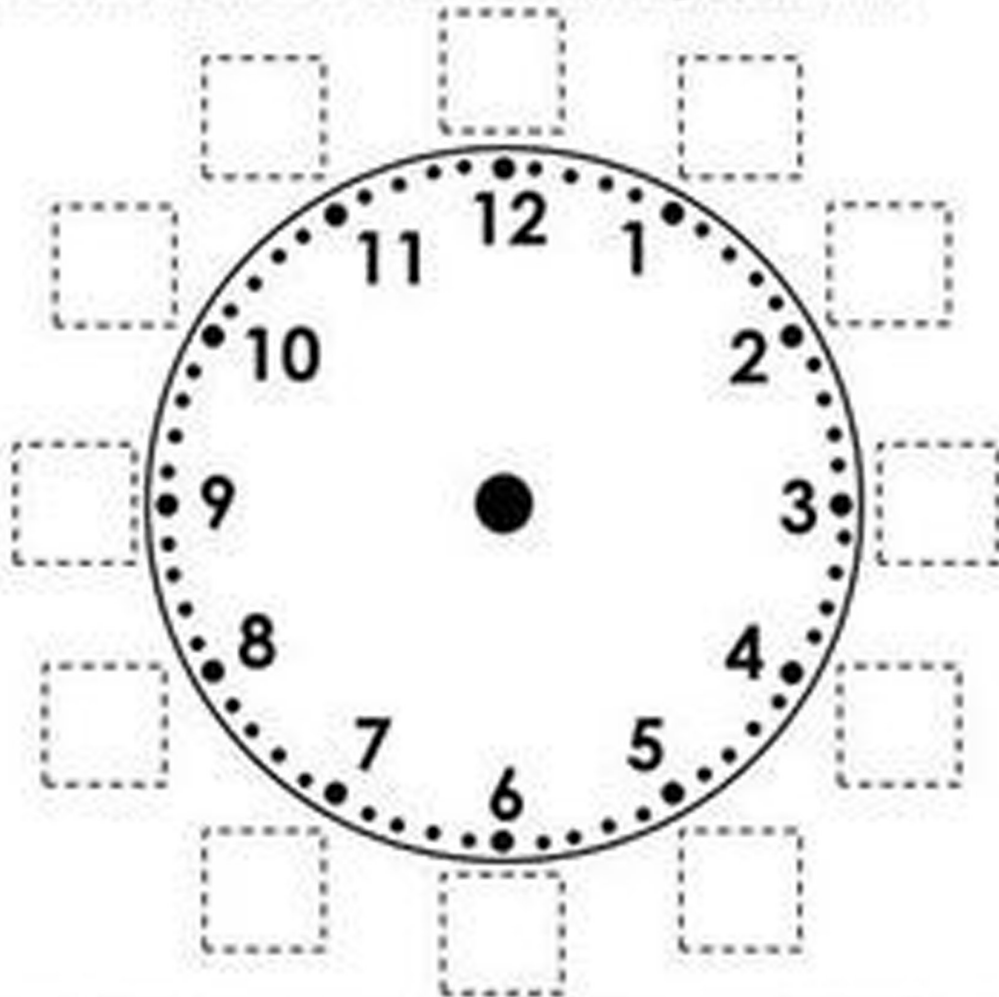
Extra Activities

Math Pre First



Time to the Nearest 5 Minutes

Directions: Cut and paste the minutes around the clock in the correct order. Attach the hour hand and minute hand to the center of the clock using a brad fastener.



05	55	50	40	45	35
25	30	20	00	10	15




Extra Activities

Math Pre First



Finger Counting

Directions: Count the fingers. Paste the correct numbers in the box.

	<input type="text"/>		<input type="text"/>
	<input type="text"/>		<input type="text"/>
	<input type="text"/>		<input type="text"/>
	<input type="text"/>		<input type="text"/>















© 2010 by Linda Ward Beech

	8	10	2	5
	1	4	7	3

Extra Activities

Math Pre First






COUNT and ADD				
	+		=	<input type="text" value="2"/> + <input type="text" value="3"/> = <input type="text" value="5"/>
	+		=	<input type="text"/> + <input type="text"/> = <input type="text"/>
	+		=	<input type="text"/> + <input type="text"/> = <input type="text"/>
	+		=	<input type="text"/> + <input type="text"/> = <input type="text"/>
	+		=	<input type="text"/> + <input type="text"/> = <input type="text"/>
	+		=	<input type="text"/> + <input type="text"/> = <input type="text"/>
	+		=	<input type="text"/> + <input type="text"/> = <input type="text"/>

Extra Activities

Math Pre First



Draw a line from the shape on the left to the correct name on the right.



Rectangle

Circle

Star

Oval

Square

Triangle






Extra Activities

Math Pre First



Sides & Corners



	Name	Sides	Corners
	Circle		
	Square		
	Triangle		
	Rectangle		
	Oval		

Extra Activities

Math Pre First



Addition Practice

Worksheet 1



Add.

$$\begin{array}{r} 3 \\ + 2 \\ \hline \end{array}$$

$$\begin{array}{r} 1 \\ + 0 \\ \hline \end{array}$$

$$\begin{array}{r} 2 \\ + 2 \\ \hline \end{array}$$

$$\begin{array}{r} 0 \\ + 3 \\ \hline \end{array}$$

$$\begin{array}{r} 0 \\ + 1 \\ \hline \end{array}$$

$$\begin{array}{r} 3 \\ + 0 \\ \hline \end{array}$$

$$\begin{array}{r} 1 \\ + 4 \\ \hline \end{array}$$

$$\begin{array}{r} 4 \\ + 0 \\ \hline \end{array}$$

$$\begin{array}{r} 2 \\ + 0 \\ \hline \end{array}$$

$$\begin{array}{r} 3 \\ + 2 \\ \hline \end{array}$$

$$\begin{array}{r} 1 \\ + 3 \\ \hline \end{array}$$

$$\begin{array}{r} 0 \\ + 4 \\ \hline \end{array}$$

$$\begin{array}{r} 2 \\ + 1 \\ \hline \end{array}$$

$$\begin{array}{r} 4 \\ + 1 \\ \hline \end{array}$$

$$\begin{array}{r} 5 \\ + 0 \\ \hline \end{array}$$

$$\begin{array}{r} 3 \\ + 1 \\ \hline \end{array}$$

$$\begin{array}{r} 4 \\ + 0 \\ \hline \end{array}$$

$$\begin{array}{r} 1 \\ + 1 \\ \hline \end{array}$$

$$\begin{array}{r} 0 \\ + 0 \\ \hline \end{array}$$

$$\begin{array}{r} 1 \\ + 4 \\ \hline \end{array}$$

$$\begin{array}{r} 0 \\ + 2 \\ \hline \end{array}$$


$$\begin{array}{r} 2 \\ + 3 \\ \hline \end{array}$$

$$\begin{array}{r} 0 \\ + 5 \\ \hline \end{array}$$



Extra Activities

Math Pre First



1) Cut out numbers.
2) Glue numbers in
clock number order.

1 2 3 4 5 6 7
8 9 10 11 12

Extra Activities

Math Pre First



Math Bugs

Subtraction

Directions: Find the difference. Color the pictures.

$$\begin{array}{r} 8 \\ - 2 \\ \hline \end{array}$$

$$\begin{array}{r} 6 \\ - 3 \\ \hline \end{array}$$

$$\begin{array}{r} 4 \\ - 3 \\ \hline \end{array}$$

$$\begin{array}{r} 9 \\ - 5 \\ \hline \end{array}$$

$$\begin{array}{r} 7 \\ - 4 \\ \hline \end{array}$$

$$\begin{array}{r} 10 \\ - 5 \\ \hline \end{array}$$

$$\begin{array}{r} 5 \\ - 2 \\ \hline \end{array}$$

$$\begin{array}{r} 6 \\ - 4 \\ \hline \end{array}$$

$$\begin{array}{r} 3 \\ - 1 \\ \hline \end{array}$$

$$\begin{array}{r} 8 \\ - 5 \\ \hline \end{array}$$

$$\begin{array}{r} 2 \\ - 2 \\ \hline \end{array}$$

$$\begin{array}{r} 9 \\ - 3 \\ \hline \end{array}$$


$$\begin{array}{r} 7 \\ - 3 \\ \hline \end{array}$$












Extra Activities

Math Pre First



How many sides? 

Count the sides on each shape and dab or color the matching numeral.

 (4) (2) (3)	 (2) (3) (4)	 (1) (5) (3)
 (0) (2) (1)	 (6) (3) (4)	 (7) (4) (3)
 (5) (1) (4)	 (2) (3) (4)	 (3) (5) (8)